







# VISUALISE YOUR ENERGY CONSUMPTION **WITH SSE CLARITY**



While every business uses energy, very few have a deep understanding of how and when it's being used.

That's where our powerful online energy management platform, SSE Clarity, can play a vital role in your business, by helping you take control of the energy you use.

## KNOWLEDGE IS POWER

-  Easy and intuitive to use
-  Energy data visualised in graphical and tabular form
-  Range of options to interrogate your energy data
-  Quick 'snapshots' highlight issues at log-in
-  Set alarms to identify exceptions and problems
-  Helps you identify ways to save energy

# WHAT IS SSE CLARITY?

## SSE CLARITY IS AN EASY TO USE TOOL THAT CAN HELP SAVE YOU MONEY

It brings together a suite of useful tools that are designed to help you measure, manage and forecast your energy usage.

It's intuitive and easy to use. It quickly identifies faults and problems. And by deepening your understanding of energy usage in your business, it can help you identify ways to reduce consumption, save money and cut your carbon footprint.

Best of all, our Standard version is included free with all SSE Energy Solutions electricity and gas plans, and we offer the opportunity to upgrade to an Advanced version that extends SSE Clarity's capabilities with a wider range of reports and analysis.

---

## AN ESSENTIAL BUSINESS AID THAT BUILDS BETTER UNDERSTANDING

Whatever the size of your business, SSE Clarity makes it easier than ever to build a deep understanding of your energy consumption.

That knowledge can help you make changes to reduce the amount of energy you use which, in turn, can make a big difference to your business's profitability.

The platform puts a range of powerful tools at your disposal. It can analyse data from different sources including gas, electricity, water and heat meters. Additionally, you'll have access to easy-to-understand reports that make sense of the data your meters generate, helping you turn raw information into useful knowledge that can be applied in your business.



## USEFUL 'SNAPSHOTS' YOU CAN CHECK EVERY DAY

SSE Clarity allows you to set up a range of 'snapshots' that give you a quick indication of the energy-related information that's relevant to you and your business. This allows you to make a quick daily check to see if there are any problems or issues with the way you're using energy.

You can also set alarms to alert you to certain scenarios. For example, if you suddenly use more energy than normal, an alarm can be raised that will quickly help you to identify the reason.

---

## INTERACTIVE DATA YOU CAN DRILL INTO

SSE Clarity compiles the half-hourly data generated by your meters and makes sense of what's happening across your estate.

It then presents your information in a range of reports, including interactive ones that allow you to quickly go from a top-level 'helicopter' view then drill down into further detail to examine any problems and exceptions within the data.



# IT'S ALL IN THE REPORTS

SSE Clarity's reports are divided into two different types: interactive reports that allow you to drill down into different levels of data and static reports that present the data in fixed formats. SSE Clarity Standard provides four essential interactive reports while upgrading to the Advanced version adds a further four.

## INTERACTIVE REPORTS

### **The Consumption Report**

Allows you to plot consumption from electricity, gas, water, heat and even virtual meters, allowing data to be compared over multiple locations, time periods or utilities.

### **The Energy Contour Map**

Visualises meter consumption data for long-term trend analysis, helping you identify patterns and faults and review the impact of energy conservation measures.

### **The Day/Night Split Report**

Visualises energy usage and cost during the day, night and off-peak periods, helping you identify out-of-hours energy wastage.

### **Top Hat Report**

Shows short-term trends, exceptions and overuse in energy consumption against benchmarks, offering a quick way to compare daily half-hourly snapshots.

## SSE CLARITY ADVANCED INTERACTIVE ADDITIONS

### **The League Table Report**

Identifies over-spending by ranking the best and worst performers within your portfolio.

### **The Off-peak Report**

Focuses on energy performance during the night, using a traffic light format to identify peaks, issues and trends, helping you to identify potential wastage out of hours.

### **The Tariff Report**

Helps you to identify high cost periods which you can then target with future energy reduction programmes.

### **The Analytics Module**

Compares consumption against targets, benchmarks, industry standards and previous consumption, allowing you to see where you rank against your industry norms.

## REGULAR REPORTS YOU CAN SHARE WITH COLLEAGUES

As well as interactive reports, SSE Clarity produces a number of static reports that can provide further insight and can be easily shared with your colleagues. There are seven core static reports with three additions in Advanced.

### STATIC REPORTS

#### **The Annual Comparison Report**

Generates year-on-year annual consumption data, displayed in weekly, monthly or quarterly intervals.

#### **The Cumulative Consumption Report**

Provides the aggregated consumption of up to a five-year period and can include a breakdown of sub-meters.

#### **The Data Download Report**

Allows an export of multiple meter data over varying time periods for spreadsheet analysis.

#### **The Demand Report**

Provides details of daily maximum and minimum demand across the selected period.

#### **The kVA Capacity and Power Factor Report**

Visualise levels of demand across a period of time, and also include power factor.

#### **The Monthly Billing Data Report**

Allows greater visibility of the cost of energy consumption for portfolio and individual site meters.

#### **The Site Capacity Report**

Allows comparison of peak usage against agreed capacity levels.

### SSE CLARITY ADVANCED STATIC ADDITIONS

#### **The Load Shedding Evidence Report**

Used to evaluate the impact of carrying out a load shift or energy reduction plan.

#### **The Meter Setup Report**

Provides a technical analysis of all sub and main meters within the system.

#### **The Energy Dashboard Report**

A simple and effective report designed to highlight all key elements of energy on a single page.

|| For more detail on each of the SSE Clarity report types visit  
|| [sseenergysolutions.co.uk/business-energy/clarity](https://sseenergysolutions.co.uk/business-energy/clarity)

# START TAKING CONTROL

Whatever the size of the business you're involved in, with all our energy plans, you can now have industry-standard energy reporting free of charge.

SSE Clarity Standard provides SME and site users with everything they require from an energy reporting platform. You can also upgrade at any time to SSE Clarity Advanced which offers a wider range of in-depth reports and analysis suited to management level and Energy Managers.

Once your account is linked, your half-hourly data will be fed into your online dashboard and you'll be able to view, analyse and report on your energy usage.

Most importantly, once you start using SSE Clarity, you could quickly find ways to make valuable savings – and cut the amount of CO<sub>2</sub> your business generates, helping you on the journey to net zero carbon.



## Activate SSE Clarity today

SSE Clarity puts a range of powerful tools at your disposal and can completely transform your approach to the energy your business consumes. It can help you improve efficiency, it can show you how to save money and it can help you to reduce your CO<sub>2</sub> emissions – enhancing sustainability reporting.

Remember, with all our energy plans, you're entitled to the Standard version of SSE Clarity free of charge.

## START YOUR ENERGY SAVING JOURNEY RIGHT AWAY

Sign up online by filling in a short form on our website,  
or speak to your Account Manager today

[info@sseenergysolutions.co.uk](mailto:info@sseenergysolutions.co.uk) || 0800 389 4466 || [sseenergysolutions.co.uk/business-energy/clarity](https://sseenergysolutions.co.uk/business-energy/clarity)